

KS1 & KS2 Art Project


Art from Everyday
objects and Materials

Week 5




Over the next few weeks, we will be exploring the work of artists who use very **ordinary objects and materials** to make exciting and imaginative pieces of artwork.

You can work on these activities at school or at home, individually or as a group or family.



This week, we're going to take
inspiration from Brazilian illustrator,

Victor Nunes 



Born in Brazil in 1945.

Challenge: KS1: Can you find Brazil on a World Map? (Clue: It's in South America).

KS2: Can you name the 3 other countries in South America?



Victor Nunes combines everyday objects with simple illustrations to turn them into pictures of faces, animals and other playful scenes.



Look carefully. What object has been used as a starting point? What has Victor Nunes turned the objects into?





Look what he
can create
with a pair of
scissors.





Victor Nunes
doesn't throw
away his pencil
'sharpenings'...he
makes pictures
with them!





Which one is your favourite? Can you explain why?





Here is one way that Victor Nunes has **combined a pen top with a drawing** to make a face. Click on the link below to see other pictures he makes with the same object.

https://s3-eu-west-1.amazonaws.com/laurence-king/wp-content/uploads/2020/01/22152434/bic-preta.m4v?_=1





He sometimes uses food as his starting point. What has he used here?



Let's get making!

Choose from one of the following tasks...



Task 1:

Play your own drawing game. Have a hunt around your house or classroom and find some ordinary objects (pen tops, pegs, keys, buttons, pencil sharpenings, elastic bands.) Arrange them on your page then use a pencil or pen to turn them into something else.

Good luck!



Now try this:


Turn a very ordinary plastic milk bottle into a face:

<https://theartgardenblog.com/2017/10/28/milk-jug-faces/>.



Now try this:

Take a simple egg carton and cut it up. How many ways can you transform it by adding a few details?



More to make.....

<https://www.darrellwakelam.com/downloads>

Click here for lots of ideas of things to make from milk bottles, egg boxes, paper plates and toilet rolls.

